

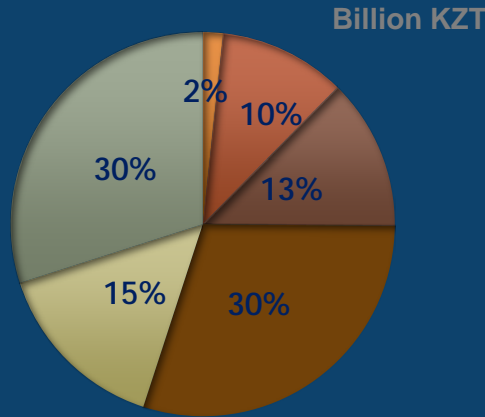
MECHANICAL ENGINEERING

January- March 2021

KZT 470
BILLION



121,8% PVI



- Computers, electrical and wholesale prod
- Electrical equipment
- Machinery and equipment
- Motor vehicles
- Other vehicles
- Repair and installation

\$172,9 MLN



EXPORT

Import 65,6%

DP 34,4%

\$1,4
BILLION

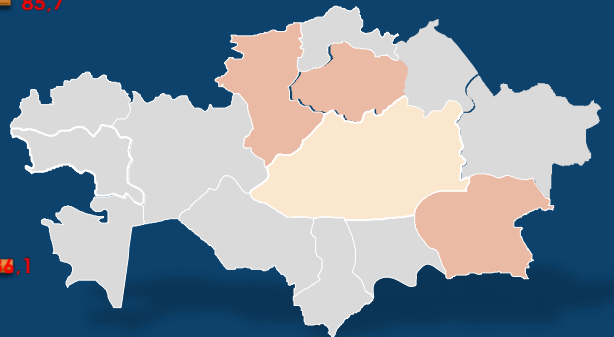

MARKET

\$1 808,5 MLN



IMPORT

Market, export and import data for 2 months of 2021



PRODUCTION IN THE REGIONS

JANUARY – MARCH 2021

The production volume of mechanical engineering products of the Republic of Kazakhstan in January-March 2021 in monetary terms **increased by 13%** compared to the same period in 2020 and **amounted to KZT 470 billion**, in real terms, there is also an increase in production by 21.8%. Significant growth was shown by the sector for the production of other vehicles -182%, the production of machinery and equipment not included in other categories - 46.8%.

The PVI of mechanical engineering products for January - March 2021 was 121.8% compared to January - March 2020.

there is a significant increase in the physical volume in the production of *motor vehicles sector* +20.7%. The growth of indicators was achieved as a result of state support in the form of cash tranches for the issuance of soft loans for the purchase of cars and the demand of the population, in 2021, the tranche amounted to KZT 20 billion.

PVI of the Production of other vehicles (+65.9). Due to the production of railway locomotives and rolling stock (269.9%).

PVI of the Production of machinery and equipment (+56.6%), positive dynamics was maintained due to the early introduction of the recycling fee and, as a result, the launch of a number of assembly plants – on the basis of "Agromashholding KZ" JSC tractors of the Chinese brand LOVOL, a project for the production of tractors of the Kirovets brand was introduced. As well as the growth of production volumes at existing facilities (for example, on the basis of the Kokshetau Kazakhstan-Belarus industrial and Technological Park of agricultural and municipal equipment). PVI of the Production of equipment for agricultural and forestry organizations (391.3%).

PVI of the Production of computers, electronic and optical products (+52.1%) due to the production of computers and peripheral equipment and the production of communication equipment. The growth in the production of computer equipment was recorded due to the launch of the production of laptops and tablets in Petropavlovsk at the Kirov plant.

PVI of the Production of electrical equipment (109.8%) due to the production of transformers (193.7%) and batteries (330.5%).

Exports of mechanical engineering products in January-February 2021 decreased by 3%, amounting to US\$ 172.9 million, including re-export products (aircraft, turbojet engines, tankers, etc.). In the structure of exports, the main share of domestic manufacturers is accounted for batteries (7.6%), railway bogies (5.0%), bearings with cylindrical rollers (4.9%), vehicles (4.4%), other fittings for pipelines (1.8%), etc. Main export countries: Russia, Kyrgyzstan, Uzbekistan.

In January-February 2021, imports of mechanical engineering products increased by 4%, amounting to **US\$ 1,808.5 million**. This is also due to the pandemic in the world, the temporary closure of borders and the decline in traffic and demand. Thus, for the most part, the supply of commodity items

decreased. **The growth of import supplies** is seen for vehicles (870323, 870324) by 5.6 times, reception equipment for phone communications by 2.7 times, static converters by 2.9 times, remote controls, panels, consoles by 1.5 times. Main importing countries: South Korea, Russia, China.

In January-February 2021, the volume of the machine-building market of the Republic of Kazakhstan amounted to US\$ 2.8 billion, where the share of DP accounts for 34.4%, and the share of imported products – 65.6%.

The industry is characterized by a high territorial concentration in: Nur-Sultan, Almaty, Kostanay, Karaganda and Akmola oblasts.