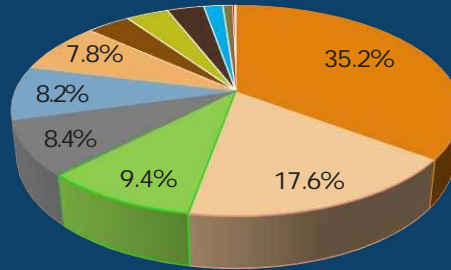


# CHEMICAL INDUSTRY

January-March 2021

billion KZT

**KZT 120,9**  
billion



**114,2%**  
PVI

- Other basic inorganic substances
- Fertilizers and nitrogen derivatives
- Other chemical products
- Plastics in primary forms
- Dyes and pigments
- Pesticides and other agricultural chemicals

**\$159,3** MLN



**EXPORT**



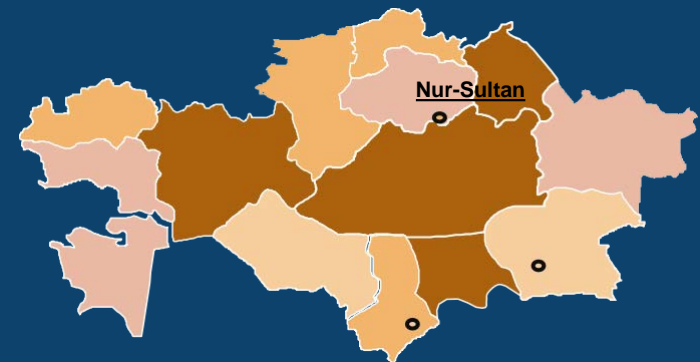
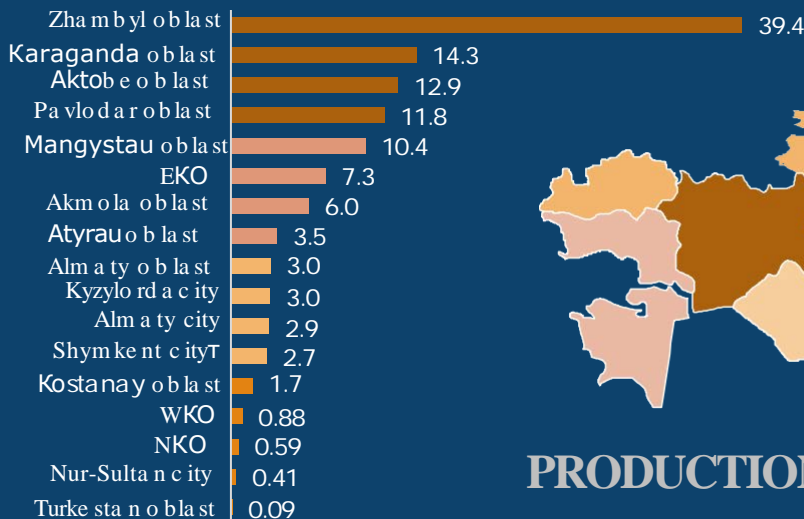
**MARKET**

**\$358,4** MLN



**IMPORT**

Market, export and import data for January-February 2021



**PRODUCTION IN THE REGIONS**

## **Summary of the chemical industry for January-March 2021**

The production volume of the chemical industry in January-March 2021 amounted to KZT 120.9 billion, which is 3.4% lower compared to the same period in 2020.

In the production of chemical products for the analyzed period, the main share was made up of Other inorganic substances-35.2%, Fertilizers and nitrogen-containing substances-17.6% and Other chemical products not included in other groupings - 9.4%.

The physical volume index (hereinafter referred to as the PVI) for the analyzed period was 114.2%. The largest increase in production volumes in physical terms is shown by goods: cement additives (by 3.3 times), paints and varnishes based on polymers (+22.1%), paint putties (+23.4%), which is associated with the activation of construction works; caustic soda (+95.2%), sodium tripolyphosphate (+48.1%), ethyl alcohol (+21.5%), detergents (+26.0%), carbon dioxide (+16.5%), hydrochloric acid (+5.0%), ammonia (+3.7%) due to increased consumer demand; chromium compounds: sodium bichromate (+21.2%), chromium oxide (+13.5%), chromium anhydride (+3.2%) which is associated with the restoration of production and sales of accumulated reserves at «AZCS» JSC;

**Exports** of chemical products in January-February 2021 amounted to US\$159.3 million and shows a slight increase of 2.5% compared to the same period in 2019. The main export countries are Russia (15.9%), Uzbekistan (8.3%) and Germany (8.2%).

**Imports** of chemical products in January-February 2021 amounted to US\$358.4 million, which is lower than the same indicator in 2019 by 4.1%, due to a decrease in imports from major supplier countries Russia (-3.8%) and China (-2.5%). The main importing countries are Russia (46.6%), China (18.9%) and Germany (3.8%).

**The market volume** of chemical products for January-February 2021 amounted to US\$377.4 million (KZT 158.3 billion). The share of domestic producers (DP) decreased by 2.4 times compared to the same period last year and amounted to 5%. The share of imported products increased by 8% and amounted to 95%.

The largest production volume of chemical products in January 2021 is observed in the following regions: Zhambyl (32.6%), Karaganda (11.8%), Aktobe (10.7%) and Pavlodar (9.8%) oblasts.